

# Galileo Global Opportunities A

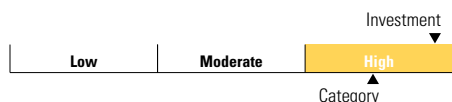
**Benchmark**  
Morningstar CAN Gbl Small/Mid Cap Eq M

**Fund Category** Canadian Focused Small/Mid Cap Equity  
**Morningstar Return** Average  
**Morningstar Risk** Above Average  
**Morningstar Rating™** ★★★

## Investment Objective

The Fund's objective is to provide capital growth by investing primarily in shares of smaller and medium companies located around the world that are expected to profit from future economic growth

## Volatility Analysis



It is important to note how a model's performance fluctuates over time. More volatile investments are those that experience more exaggerated price increases or decreases. Generally speaking investors with a shorter time horizon should avoid higher volatility investments. However, it is worth noting that some of the risk associated with highly volatile investments can be offset through proper portfolio construction.

## Operations

Inception Date November 14, 2006  
Total Assets(\$mil) 4.8  
MER 2.71%  
Load Structure Front-end Load  
Management Company Galileo Global Equity Advisors Inc.  
Telephone 888 912 2288  
Web Site www.galileofunds.ca

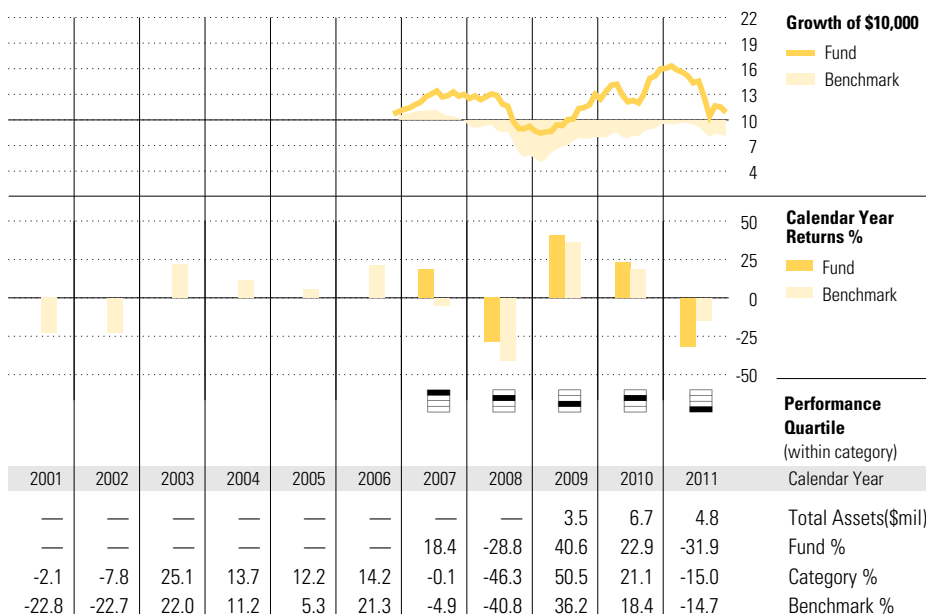
## Notes

Class F available  
MER 1.55%

## Risk and Return Statistics

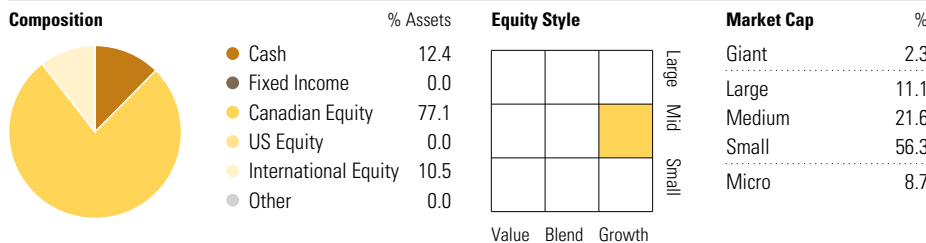
	3Yr
Standard Deviation	23.81
Sharpe Ratio	0.32
Alpha	-18.28
Beta	1.31
R-Squared	0.71

## Performance as of 12-31-2011



Annualized Returns %	1 Yr	2 Yr	3 Yr	5 Yr	10 Yr	Since Inception
Fund	-31.9	-8.5	5.6	-0.1	—	1.5
Category	-15.0	1.4	15.7	-3.7	3.4	—
Benchmark	-14.7	0.5	11.2	-5.0	0.4	—

## Portfolio Analysis as of 12-31-2011



Top Ten Holdings	% Assets
Pure Energy Services Ltd.	6.4
Spartan Oil Corp	6.2
Canyon Services Group Inc.	5.7
C&C Energia Ltd.	5.4
Ivanhoe Mines Ltd	5.4
Renegade Petroleum Ltd.	5.2
Detour Gold Corporation	5.1
GasFrac Energy Services, Inc.	5.0
Continental Gold Ltd.	5.0
First Quantum Minerals Ltd.	4.2
Total Number of Portfolio Holdings	23
Total Number of Underlying Holdings	23
Total Number of Stock Holdings	22
Total Number of Bond Holdings	0

Global Equity Sectors	% Equity
Utilities	0.0
Energy	63.6
Financials	2.3
Materials	30.7
Consumer Discretionary	0.0
Consumer Staples	0.0
Telecommunication Services	0.0
Industrials	3.4
Health Care	0.0
Information Technology	0.0
Unclassified	0.0

## Disclaimer

### IMPORTANT MUTUAL FUND INFORMATION

Galileo Funds ("fund(s)") are managed by Galileo Funds Inc., which is wholly-owned by Galileo Global Equity Advisors Inc.

Fund prices are provided for information purposes only. All information pertains to Class A units of the fund unless stated otherwise.

Units of the fund are only available for sale to residents of Canada, unless the laws of a foreign jurisdiction permit sales to its residents. Please contact your financial advisor for more details. The contents of this document should not be considered an offer to sell to, or a solicitation to buy mutual fund units from, any person in a jurisdiction where such offer or solicitation is considered unlawful.

Important information about the fund is contained in the Simplified Prospectus, which should be read carefully before investing. Commissions, trailing commissions, management fees and expenses may be associated with mutual fund investments. The performance data provided assumes reinvestment of distributions and does not take into account sales, redemption, distribution or optional charges or income taxes payable by any unitholder that would have reduced returns. Mutual funds are not covered by the Canada Deposit Insurance Corporation (CDIC) or by any other government deposit insurer. Past performance may not be repeated. For further details, please refer to the Simplified Prospectus.