

# Galileo High Income Plus A

**Benchmark**  
S&P/TSX Completion TR

**Fund Category**  
Canadian Small/Mid Cap Equity

**Morningstar Return**  
High

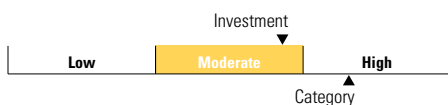
**Morningstar Risk**  
Below Average

**Morningstar Rating™**  
★★★★★

## Investment Objective

The Fund's objective is to provide high income and long-term capital appreciation. It invests primarily in a diversified portfolio of high yielding equity securities and convertible debentures of Canadian companies, real estate investment trusts and income and royalty trusts. It may also invest in money market instruments and fixed income investments issued by Canadian or foreign corporations and governments.

## Volatility Analysis



It is important to note how a model's performance fluctuates over time. More volatile investments are those that experience more exaggerated price increases or decreases. Generally speaking investors with a shorter time horizon should avoid higher volatility investments. However, it is worth noting that some of the risk associated with highly volatile investments can be offset through proper portfolio construction.

## Operations

Inception Date: November 14, 2006  
 Total Assets(\$mil): 64.8  
 MER: 2.56%  
 Load Structure: Front-end Load  
 Management Company: Galileo Global Equity Advisors Inc.  
 Telephone: 888 912 2288  
 Web Site: www.galileofunds.ca

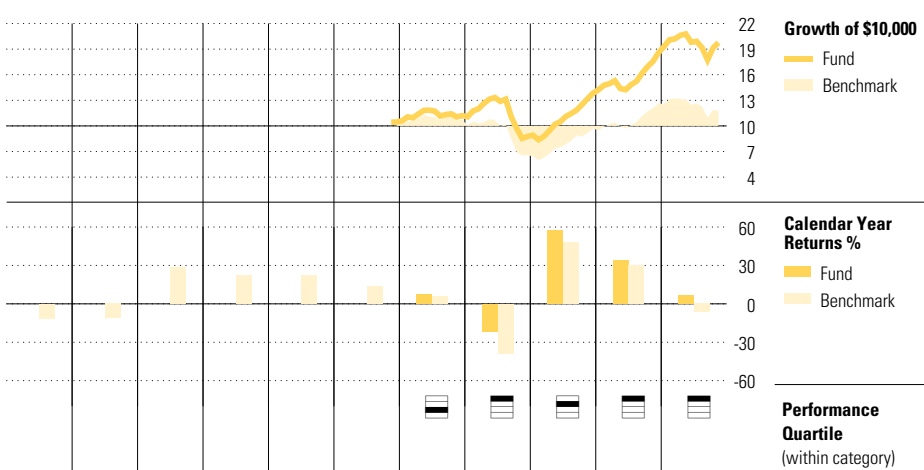
## Notes

Class F available  
 MER 1.40%

## Risk and Return Statistics

	3Yr
Standard Deviation	13.33
Sharpe Ratio	2.13
Alpha	12.88
Beta	0.76
R-Squared	0.76

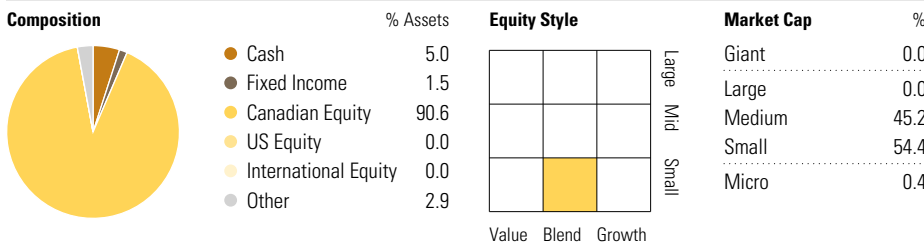
## Performance as of 11-30-2011



Year	2001	2002	2003	2004	2005	2006	2007	2008	2009	2010	YTD	Performance Quartile (within category) Calendar Year
Fund	—	—	—	—	—	—	—	—	12.9	42.2	64.8	Total Assets(\$mil)
Benchmark	—	—	—	—	—	—	7.1	-21.7	57.8	34.2	6.4	Fund %
Fund	-0.4	-7.0	25.7	15.2	20.0	12.5	6.6	-43.1	54.8	26.3	-9.4	Category %
Benchmark	-11.7	-11.1	28.6	22.3	22.0	13.7	5.8	-38.8	47.7	30.3	-6.4	Benchmark %

Annualized Returns %	1 Yr	2 Yr	3 Yr	5 Yr	10 Yr	Since Inception
Fund	12.5	22.4	32.3	13.6	—	14.5
Category	-4.4	10.0	21.8	1.8	7.6	—
Benchmark	-2.3	13.6	21.9	3.4	9.2	—

## Portfolio Analysis as of 11-30-2011



## Top Ten Holdings

Company	% Assets
Black Diamond Group Ltd.	5.8
Badger Daylighting Ltd.	5.4
Baytex Energy Corp	5.4
Inter Pipeline Fund	5.4
Bonavista Energy Corp	4.9
Student Transportation Inc	4.7
Canadian Energy Services & Tech Corp	4.6
Pembina Pipeline Corp	4.4
Pure Energy Services Ltd.	4.2
Exchange Income Corp	4.2
Total Number of Portfolio Holdings	27
Total Number of Underlying Holdings	27
Total Number of Stock Holdings	23
Total Number of Bond Holdings	2

## Global Equity Sectors

Sector	% Equity
Utilities	4.2
Energy	53.2
Financials	0.0
Materials	3.2
Consumer Discretionary	0.0
Consumer Staples	0.0
Telecommunication Services	0.0
Industrials	39.3
Health Care	0.0
Information Technology	0.0
Unclassified	0.0

## Disclaimer

### IMPORTANT MUTUAL FUND INFORMATION

Galileo Funds ("fund(s)") are managed by Galileo Funds Inc., which is wholly-owned by Galileo Global Equity Advisors Inc.

Fund prices are provided for information purposes only. All information pertains to Class A units of the fund unless stated otherwise.

Units of the fund are only available for sale to residents of Canada, unless the laws of a foreign jurisdiction permit sales to its residents. Please contact your financial advisor for more details. The contents of this document should not be considered an offer to sell to, or a solicitation to buy mutual fund units from, any person in a jurisdiction where such offer or solicitation is considered unlawful.

Important information about the fund is contained in the Simplified Prospectus, which should be read carefully before investing. Commissions, trailing commissions, management fees and expenses may be associated with mutual fund investments. The performance data provided assumes reinvestment of distributions and does not take into account sales, redemption, distribution or optional charges or income taxes payable by any unitholder that would have reduced returns. Mutual funds are not covered by the Canada Deposit Insurance Corporation (CDIC) or by any other government deposit insurer. Past performance may not be repeated. For further details, please refer to the Simplified Prospectus.